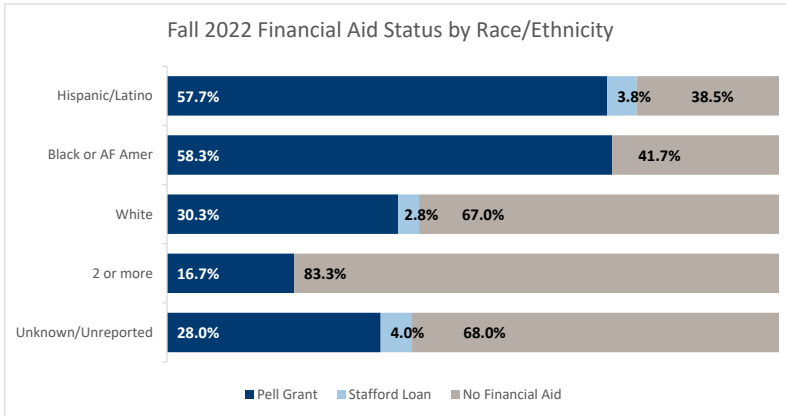
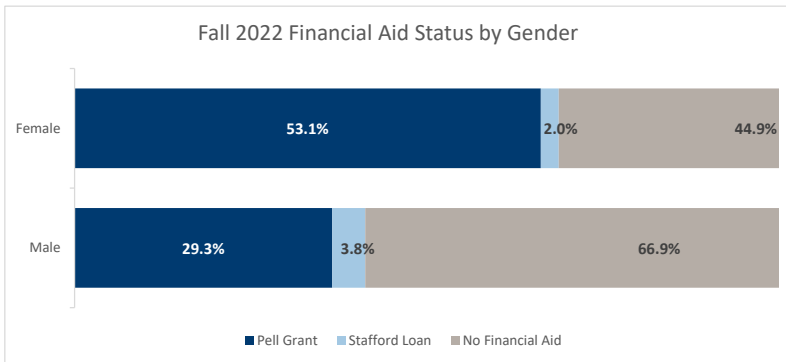


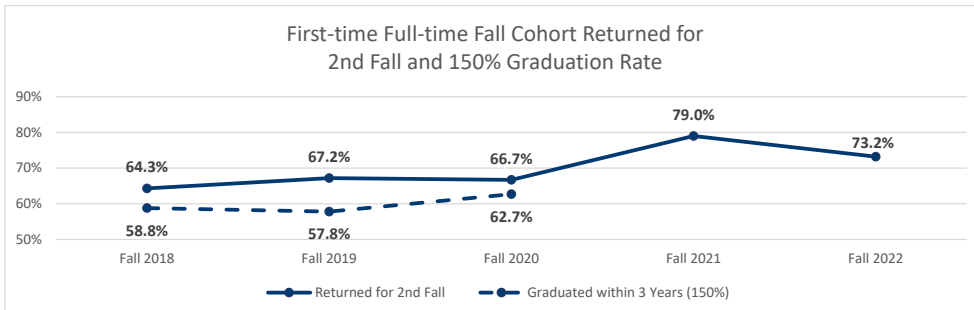
	First-time Full-time Fall Cohort	Returned for 2nd Fall	Graduated within 3 yrs (150%)
Fall 2018	221	142 (64.3%)	130 (58.8%)
Fall 2019	204	137 (67.2%)	118 (57.8%)
Fall 2020	126	84 (66.7%)	79 (62.7%)
Fall 2021	167	132 (79.0%)	
Fall 2022	183	134 (73.2%)	
Fall 2023	167		



Note: US Nonresident, American Indian, Asian, and Native Hawaiian are not displayed due to small cell size.



Note: Gender Unknown is not displayed due to small cell size.



**Definitions:**

**Graduated within 150% of normal time:** Students who completed their program within 150% of the normal (or expected) time for completion.

**Normal time:** The amount of time necessary for a student to complete all requirements for a degree or certificate according to the institution's catalog. This is typically 4 years (8 semesters or trimesters, or 12 quarters, excluding summer sessions) for a bachelor's degree in a standard term-based institution; 2 years (4 semesters or trimesters, or 6 quarters, excluding summer sessions) for an associate's degree in a standard term-based institution; and the various scheduled times for certificate programs.

**Graduation rate:** The rate required for disclosure and/or reporting purposes under Student Right-to-Know Act. This rate is calculated as the total number of completers within 150% of normal time divided by the revised adjusted cohort.

**Pell Grant:** Students were recipients of a Federal Pell Grant.

**Stafford Loan:** Students were recipients of a Federal Direct Loan (other than a Federal Direct Unsubsidized Stafford Loan) who did not receive a Federal Pell Grant.

**No Financial Aid:** Students were recipients of neither a Federal Pell Grant nor a Federal Direct Loan (other than a Federal Direct Unsubsidized Stafford Loan).